

SHOT CLOCKS AND CONTROLLER

The controller presents all important information on a large LCD display (240 x 128 pixels), allowing simple, user-friendly operation. Controller and scoreboard are linked through a RS485 cable.

The cable enters each peripheral device and connects straight through, allowing the whole hall to be wired with a single cable. Optional Bluetooth modules are available in order to reduce cable clutter even more. The controller comes pre-loaded with various software adapted to the following sports rules : basketball, volleyball, handball, hockey, netball, tennis, badminton, table tennis, indoor football.



SPECIFICATIONS

SHOT CLOCKS

Article number (3500.xxx)	901	912	913	922	923	932	933	951	952	953	961	962	982	983	987	988
Height (mm)	1050	2100	2625	2300	2825	2300	2825	200	2300	200	1050	1050 2100	340	600	600	600
Width (mm)	2300	2300	2300	3410	3410	4030	4030	2300	2*1350	2300	2300	2300 4600	680	680	810	810
Thickness (mm)	85	85	85	85	85	85	85	85	85	85	90	90	85	85	610	810
Weight (kg)	56	112	141	183	212	206	236	15	2*77	15	55	110	9	12	42	54
Power consumption (VA)	300	600	750	900	1050	1000	1150	300	2*600	300	300	750	100	110	330	440
Characters * Lines * Panels	-	-	-	-	-	-	-	17	10*12*2	17	-	-	-	-	-	-

Display functions

Protection:

IP43 IP43 IP43 IP43 IP43 IP43 IP43 IP43 IP43 IP43 IP65 IP65 IP65

Game time / break time	✓	✓	✓	✓	✓	✓	✓				✓	✓		✓	✓	✓
Set in play (Tennis)	✓	✓	✓	✓	✓	✓	✓				✓	✓				
Daytime	✓	✓	✓	✓	✓	✓	✓				✓	✓		✓	✓	✓
Periods / Set	✓	✓	✓	✓	✓	✓	✓				✓	✓				
Score / Set in play (Volley)	✓	✓	✓	✓	✓	✓	✓				✓	✓				
Time out	✓	✓	✓	✓	✓	✓	✓				✓	✓				
Service	✓	✓	✓	✓	✓	✓	✓				✓	✓				
Advantage / Possession	✓	✓	✓	✓	✓	✓	✓				✓	✓				
Pers. Faults with faulting players nr.		✓	✓	✓	✓	✓	✓					✓				

Permanent display information

Number of faults per team	✓	✓	✓	✓	✓	✓	✓				✓	✓				
Number of faults for each player				✓	✓	✓	✓									
Results of played sets		✓	✓	✓	✓	✓	✓				✓					
Individual score per player							✓	✓								
Player number (0-99)				✓	✓	✓	✓									

Penalty times information

Visualized countdown, nr. of indiv. penalty times per team with nr.		2	3	2	3	2	3					3				
Number of misconduct penalty times per team		2	2	2	2	2	2					2				
Results of previous sets		✓	✓	✓	✓	✓	✓				✓					

SATURN 2 DIGITS HEIGHT



Common specifications SATURN 2 & Shot clocks

Power Supply: 115/230 VAC
 Operating temperature: 0 to 50°C
 Storage temperature: -30 to +85°C
 Sound signal level: 113dB @ 1m
 Protection: IP43
 Certifications: CE and RoHS compliant

Team names: 15cm
Score & Game time / Fault Personal : 30 / 25cm


Penalties: 20cm
Individual player info: 15cm

SATURN 2 TYPES

3500.901



3500.912



3500.913



3500.922



3500.923



3500.932



3500.933



SHOT CLOCKS



Game clock: 15cm

Shot time: 25cm



OPTIONS

3500.951 **HOME VISITOR**

Team names: 17x (15 cm characters)
split in e.g. 9 + 8 characters.

OPTIONS

3500.951 **HOME VISITOR**

Team names: 17x (15 cm characters)
split in e.g. 9 + 8 characters

3500.952

SKOU R.	OH Y.
MIKKELSEN	MOO S.
VESTERGART	HUG S.
JBERGENSEN	LEE G.
THOMSEN C.	JANG S.
MURTESEN	KIM H.
MIREAKOU	KIM C.
JENSEN T.	OH S.
FUELLINO	MOON K.
SCHINDT	LIM O.
ANDERSEN	LEE S.
BROEDSGART	YOUNG B.

Player names: 2 panels with 12 lines of 10x (15cm characters)

ICE HOCKEY IN / OUTDOOR

3500.961



3500.962



SHOT CLOCKS

For basketball, the Shot clocks can be mounted in different ways including a floor standing option, or assembled in a three-sided display to be positioned over the basket. A four sided Shot clock is also available, as required by FIBA for high level competitions. An ultra-bright point acts as an indicator of whether the clock is running or has stopped.



Notes :

Floor stand only provided as an option (see below)

Shot clocks are equipped with an internal horn

Shot clocks can be mounted on a basket structure

Shot clocks sets include 100 m cable and an External Start/Stop/Reset pushbutton.


All products are certified  and  RoHS compliant

3500.982 OMEGA SATURN 2.900 Shot Clocks (set of two)

3440.904 Wireless Bluetooth serial port adapter  for shot clocks




3500.983 OMEGA SATURN 2.900 Shot Clocks With game clock (set of two)

3440.904 Wireless Bluetooth serial port adapter  for shot clocks




3500.987 OMEGA SATURN 2.900 Shot Clocks With game clock 3 sides (set of two)

3440.904 Wireless Bluetooth serial port adapter  for shot clocks



3500.988 OMEGA SATURN 2.900 Shot Clocks With game clock 4 sides (set of two)

3440.904 Wireless Bluetooth serial port adapter  for shot clocks



OPTIONAL ACCESSORIES

3500.986 OMEGA SATURN 2 Shotclock floor standing (set of two)



3500.981 OMEGA SATURN Backstops for Shotclock with game clock (set of two)



3500.985 OMEGA SATURN Total faults per team table display (set of two)



3500.984 OMEGA SATURN possession display



3400.788 OMEGA SATURN External Start/Stop reset push button



3500.786 OMEGA SATURN EXTERNAL HORN



3500.900 OMEGA Multisport Controller SATURN 2



3500.900.BT 

3400.995 Hockey Goal Lamp (set of two)



HOMOLOGATIONS

SATURN displays are homologated and approved by some sports federations such as:



All the information contained in this document can be modified without warning. Swiss Timing Ltd cannot be made responsible for any errors contained in this document or for any damage secondary or consequent (including the loss of profits) arising from the supplying, performance or use of this product, whether it be on the base of a guarantee, a contract or any other legal ground.

SATURN 2_3500_1303

SWISS TIMING LTD

A COMPANY OF THE 

P.O. Box 138, rue de l'Envers 1
CH-2606 Corgémont
Switzerland

Phone +41 32 488 36 11
www.swisstiming.com
info@swisstiming.com